





# Where Does Sugar Come From?

6 QUICK FACTS

-  Cane Refinery Location
-  Sugarbeet Factory
-  Sugarbeet Growth
-  Sugarcane Growth

1

Sugar is grown and/or refined in **17 states** across the U.S.

2

Sugar beets grow best in places where the **temperatures are generally cooler.**

3

At sugar beet factories and sugar cane refineries across the country, the sugar from the plants is **purified into the sugar** shipped to grocery stores and food manufacturers.

5

Sugar beet factories are located near the farms to **shorten the distance farmers need to travel** with their beets.

6

Some raw **cane sugar** is also imported to the U.S. for refining.

4

Sugar cane is grown in **warmer, tropical climates.**